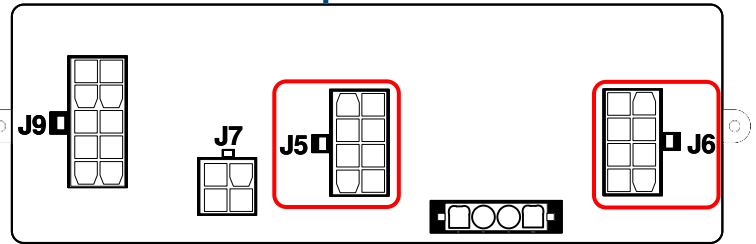


Whelen Core Expansion CEM16

The output wires are 144" long, allowing for flexible lighting configurations.



SOLD SEPARATELY

12-WCX-24

J7 – Data Communication

- Pos. 1 – 18 Ga. GN CAN A – Twisted Pair
- Pos. 2 – 18 Ga. Shield
- Pos. 3 – 18 Ga. YW CAN B – Twisted Pair
- Pos. 4 – Not Used

12-WCX-PWR40

Sealed Fuse Holder


- Power & Ground – #6 Fork at Power Source
- 10 Ga. RD spliced to (4) 16 Ga. RD Power Wires
- Fuse 1, 10 Amp: 16 Ga. RD Power 1
- Fuse 2, 10 Amp: 16 Ga. RD Power 2
- Fuse 3, 10 Amp: 16 Ga. RD Power 3
- Fuse 4, 10 Amp: 16 Ga. RD Power 4
- 18 Ga. BK J9 5 Ground
- 18 Ga. BK J9 10 Ground

J5 – OUTPUTS – 144"

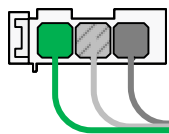
- J5-1 18 Ga. Orange/Black X Out 1 – CEM16 Output 1
- J5-2 18 Ga. Orange/Black X Out 2 – CEM16 Output 2
- J5-3 18 Ga. Orange/Black X Out 3 – CEM16 Output 3
- J5-4 18 Ga. Orange/Black X Out 4 – CEM16 Output 4
- J5-5 18 Ga. Orange/White X Out 5 – CEM16 Output 5
- J5-6 18 Ga. Orange/White X Out 6 – CEM16 Output 6
- J5-7 18 Ga. Orange/White X Out 7 – CEM16 Output 7
- J5-8 18 Ga. Orange/White X Out 8 – CEM16 Output 8

J6 – OUTPUTS – 144"

- J6-1 18 Ga. Blue X Out 9 – CEM16 Output 9
- J6-2 18 Ga. Blue X Out 10 – CEM16 Output 10
- J6-3 18 Ga. Blue X Out 11 – CEM16 Output 11
- J6-4 18 Ga. Blue X Out 12 – CEM16 Output 12
- J6-5 18 Ga. Blue/Black X Out 13 – CEM16 Output 13
- J6-6 18 Ga. Blue/Black X Out 14 – CEM16 Output 14
- J6-7 18 Ga. Blue/Black X Out 15 – CEM16 Output 15
- J6-8 18 Ga. Blue/Black X Out 16 – CEM16 Output 16

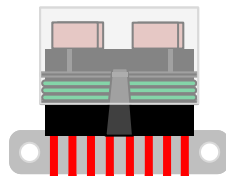


To Core



12-WCX-24

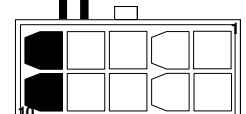
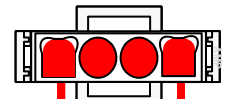
Sealed 4 Position Fuse Holder with 4 10 Amp Fuses.



12-WCX-PWR40



To Power



EDD 070720

ECN 050321

TECHNICAL SUPPORT & SALES CONTACT:

Phone: 844-423-7200

Email: Sales@AllFleetSolutions.com

Web: www.AllFleetSolutions.com